

Board of Education Welcomes New Member and Elects Officers

At the Spring Election the Ripon community elected Mellisa Wipijewski and incumbents Andy Lyke and Nicole Dash to serve three-year terms on the Board of Education. The new board met for the first time at their Reorganizational Meeting on April 26th to elect board officers and determine appointments of the board as well as committee members and structure of the board work for the 2021-2022 school year. The Board meets on the third Monday of the month, except for the month of March when they meet on the fourth Monday due to Spring Break. Additionally, they will meet for a Work Session on the first Monday of the month.

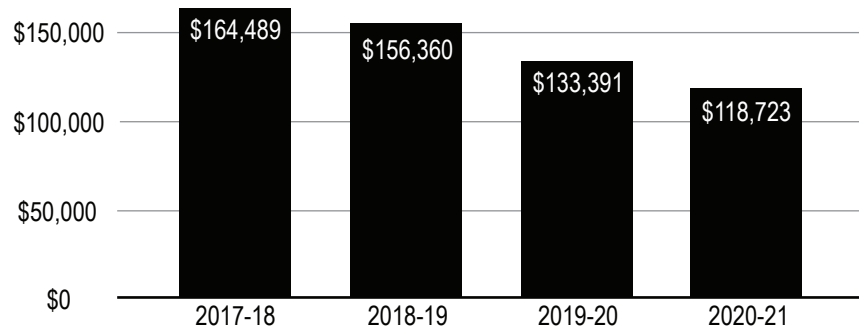
2021-2022 Officers:

President - Nicole Dash Vice President - Nate Zimdars
Board Clerk - Josh Rieder Treasurer - Betsy Heffernan

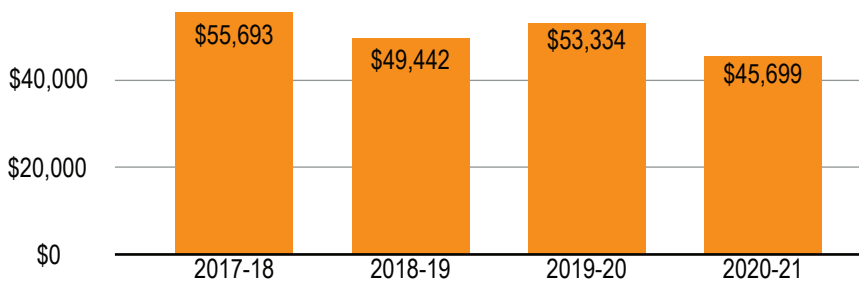
Facilities Background and Celebrations

The Facilities and Grounds Department (FGD) is made up of 10.5 custodians, 1.5 maintenance staff that are supervised by a director. The FGD team maintains 409,976 square feet of usable indoor space and 60 acres of grounds and processes approximately 1,100 work orders per year using a budget composed of operational funds and referendum funds. This year, the FGD successfully kept buildings open in the face of COVID with increased cleaning protocols, re-arranged every classroom to maximize space, and built over 225 barriers when six foot distancing could not be accomplished. In addition, the FGD addressed floor wax buildup at Barlow Elementary, installed 40 smart panels in elementary classrooms, painted 15 classrooms at Murray, and saw energy savings through projects such as switching to LED light bulbs and light fixtures.

Electricity Spending Through February




Natural Gas Spending Through February



Technology Department

The Technology Department is composed of two technology support aides, one Lead Technology Support Assistant, and a Directory of Technology. The department supports 1302 student devices (Chromebooks-1297, Tablets/iPads-3, Macbooks-2), Staff-1600 teacher devices. Currently 75 hotspots through US Cellular with unlimited data serve specific devices in areas such as Rush Lake with little coverage.




Technology Tickets

This year, response time to tickets is 6 hours on average, this includes weekends, holidays and off hours. The average time a ticket is open is 4 days on average, this includes weekends, holidays and off hours and also includes time for parts to be ordered, parts to be received, or for devices to be sent in for repairs.

Internet/Network

The internet connection is over 400 straight days without an outage. The internet connection has been functional for 99.96% of the time over the past year with a defective cable causing an issue with the internet for 2 hours. Internet utilization, currently at 1GB of bandwidth is at 30% capacity on average during school days with peaks at 60%. The District will be at 5GB for the 2021-2022 school year.



Area School District
PO Box 991
1120 Metomen Street
Ripon, WI 54971
(920) 748-4600

MISSION STATEMENT

Empowering learners, engaging community, enriching the world.

VISION STATEMENT

One of Wisconsin's finest school districts, fostering excellence for all through innovation.

ORGANIZATION VALUES

Integrity Excellence
Commitment Collaboration
Innovation Kindness



COVID Testing Provided to Students

The District is pleased to offer drive-up COVID testing for students experiencing COVID-like symptoms. Over 80 students have been tested at the Administrative Services Center in the past 4 weeks since the COVID testing site opened. District provided testing reduces the amount of time students are out of school if experiencing COVID like symptoms. Currently, the District's positive test rate is less than 1%.



POSTAL CUSTOMER

Discover the Fun at Summer School

Summer School will be in-person this year! Teachers recognized students are ready for some fun and the classes available in the 2021 Summer School program deliver. Students can enjoy classes like Get Ready for Kindergarten, Lego Creation, Art Studio, S.T.E.A.M. (Science, Technology, Engineering, Art, Math), Kids in the Kitchen, Computer Coding, Fun With Bots, Math-A- Magic, Duct Tape Creations, Let's Do Everything Fitness, DIY Aromatherapy, Speed/Agility and Weight Training, and swimming lessons.

RASD teachers really pulled out all the stops to design the classes that students want and need this summer. Busing is available as well as breakfast and lunch each day. Registration is as easy as a few clicks on the computer. Check out the Summer School page on our website (www.ripon.k12.wi.us) under the Families tab.



In celebration of Teacher Appreciation Week this month, a special thank you goes out to teachers, the parents and extended family of all our students.

Here is how the articles in this quarterly update connect with each of the School Board's six strategic objectives:

Student Engagement and Learning

- Provide well rounded education in a healthy and safe environment (*Enrollment p. 1; Attendance/ Behavior Data - p. 2, 3, 4; COVID Testing p. 6*)
- Using evidence-based interventions and support services to ensure all students graduate and are college and career ready (*Student Contacts - p. 2, 3, 4; Summer School - p. 6*)
- Close achievement gaps in literacy and math (*State Testing - p. 4, Student Learning Data - p. 2, 3, 4*)

Service and Partnership

- Increase partnerships and satisfaction through CQI (*Scholarship Drive p. 4, Grants - p. 4; School Board - p. 5*)

Human Resources

- Increase opportunities to build high quality staff (*Increase Staffing p. 1*)

Finance and Operations

- Refine systems to find efficiencies (*Technology and Facilities Updates - p.5; Energy Savings p. 5*)

Thank you to our students and families for their diligence in keeping COVID spread low outside of school. Together we are making a difference for the children of Ripon.

Respectfully yours,
Dr. Mary Whitrock, Superintendent of Schools
Go Tigers!



COVID Federal Relief Dollars Will Bring Extra Staff

	2020-21	2021-22	2022-23	Amount
ESSER I	\$155,277	-	-	\$155,277
ESSER II	-	\$610,960	-	\$610,960
ESSER III	-	\$380,544	\$991,504	\$1,372,048
Total	\$155,277	\$991,504	\$991,504	\$2,138,285

As part of the Elementary and Secondary School Emergency Relief (ESSER) Plan, Ripon will receive over \$2 million in additional funding over three years to assist students with learning loss and social emotional needs caused by the COVID Pandemic as well as needed materials, supplies and staff to reduce the number of COVID cases in each school. We want to keep our vision, mission, and goals present in every decision we make. With this in mind, the Board approved the following additional positions for the 2021-2022 school year:

Barlow/Journey	Murray/Quest	RMS/Catalyst
<ul style="list-style-type: none"> • Classroom Teacher • Behavior Interventionist • Special Education Aide 	<ul style="list-style-type: none"> • Classroom Teacher • Reading Interventionist (40%) • Special Education Aide (25%) 	<ul style="list-style-type: none"> • Behavior Interventionist/ Dean of Students (40%) • School Counselor (25%) • Special Education Aide
RHS	Odyssey	District-Wide
<ul style="list-style-type: none"> • Special Education Teacher (60%) • School Counselor (80%) • Spanish Teacher 	<ul style="list-style-type: none"> • Clerical (50%) • Spanish Teacher (20%) 	<ul style="list-style-type: none"> • School Nurse (20%) • Pupil Service Clerical (10%) • Additional hours for the interpreter/translator

Preschool Enrollment for 2021-22

Parents with children who will be four years old by September 1, 2021 may enroll their child now for next year. Parents should visit the Preschool page on the District's website to find detailed information about each Preschool site location. To complete the enrollment process click the "Enroll New Student" icon on the District home page, select the enrollment link, and follow the online enrollment process. Children must be four years old by September 1, 2021. Contact Sally Glander at (920) 748-4600 or via email at glanders@ripon.k12.wi.us for more information or for assistance.



Attendance Data

Attendance has been challenging to track this year as some students attended virtual and many students were coming and going between virtual and in-person learning due to the need to quarantine. Barlow Park/Journey reflects in-person attendance only.

	2019-20	2020-21
Barlow Park/Barlow Charter/Journey	95.06%	96.62%
Murray Park	96.20%	96.33%
Quest	95.77%	96.72%

Office Disciplinary Referrals

Fewer Office Disciplinary Referrals (ODRs) occurred this year perhaps in part to: behavioral interventionists on site at both schools; adjustments to school logistics; implementation of new school-wide routines and procedures; use of a more gradual student arrival and dismissal process; and recess zones set up for separate cohorts of students. In addition, some students were virtual.

	2019-20	2020-21
Barlow Park	71	9
Barlow Charter	---	9
Journey	63	28
Murray Park	72	13
Quest	27	10

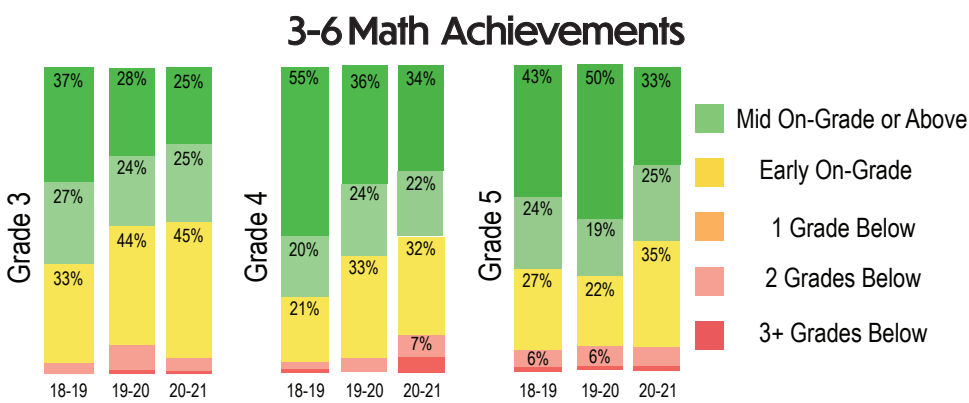
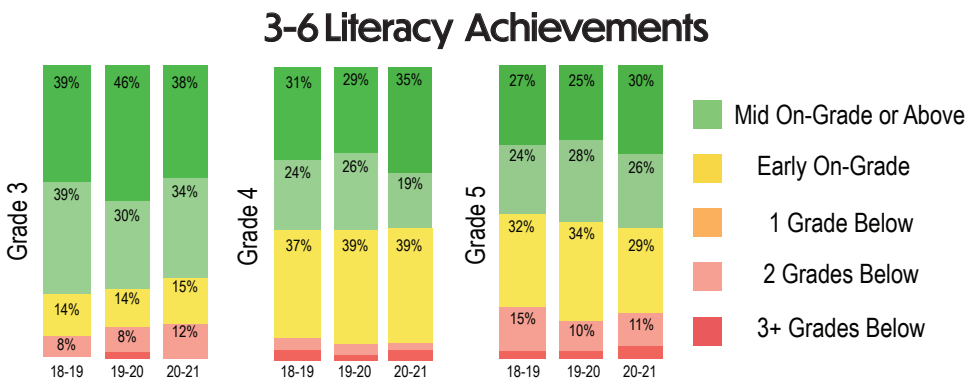
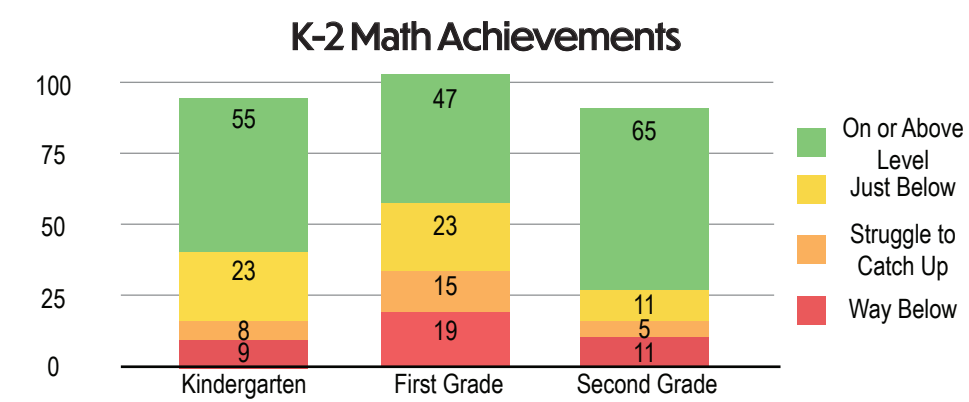
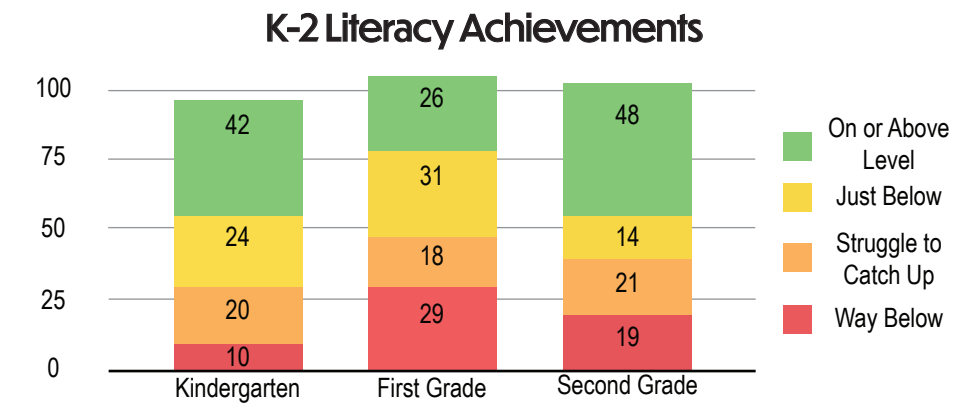
Student Contacts

Contact made between students and the Pupil Services staff (counselors, psychologists, and behavioral interventionists) related to student social emotional, mental and/or behavioral health. Contacts do not include regularly scheduled small groups, classroom lessons, ongoing social skill instruction, college/career planning, or scheduling.

Barlow/Journey			
2019-20	2020-21	2019-20	2020-21
58 students (18%) with 97 visits	139 students (48%) with 253 visits		
Murray/Quest			
2019-20	2020-21	2019-20	2020-21
133 students (45%) with 612 visits	139 students (46%) with 1,109 visits		

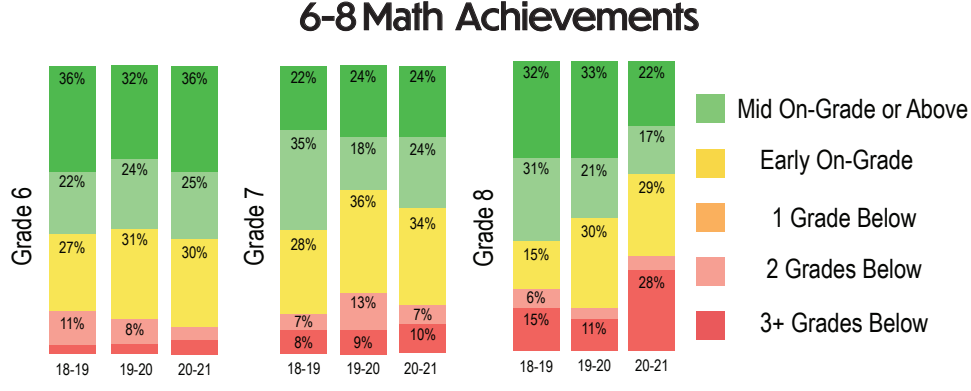
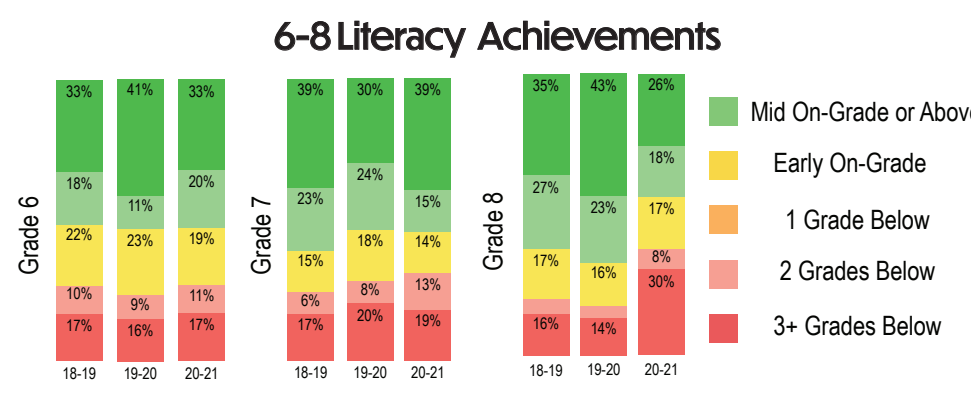
Elementary Student Learning Data

4PS-Grade 5 students are making gains towards end-of-year goals in reading and math. Despite COVID, the differences between last year's scores and this year's scores are minimal. K - Grade 2 students are assessed using ESGI (Educational Software for Guiding Instruction) while the Grade 3-5 students use iReady. The data show students are making gains though there is still a learning gap in first grade. Overall, fewer students in K-2 are requiring the highest level of intervention and support.



Secondary Student Learning Data

Both the middle school and high school were able to remain open all year. Behavior incidents were way down and staff did an excellent job simultaneously supporting virtual and in-person students through the hybrid model. Inconsistent i-Ready results are expected to change with students being back in-person. Follow up conversations with 8th graders noted that the diagnostic wasn't taken seriously. Staff will be closely monitoring results through the end of the year to determine improvement.



Ripon High School Honor Roll

2019-20 Semester 1			2019-20 Semester 2		
Grade	Honors	High Honors	Grade	Honors	High Honors
9	16%	31%	9	16%	39%
10	21%	27%	10	20%	40%
11	20%	28%	11	13%	37%
12	15%	29%	12	21%	31%

2020-21 Semester 1			Course Pass Rate	
Grade	Honors	High Honors	Year	Course Pass
9	18%	23%	20-21 Fall	94.5%
10	19%	32%	19-20 Spring	98.3%
11	14%	31%	19-20 Fall	97.6%
12	16%	30%	18-19 Spring	96.8%
			18-19 Fall	96.8%

*Student learning data is from September 2019 to March 2020 and September 2020 to March 2021.

Attendance Data

Attendance numbers are very conservative based on students attending five classes virtually and in-person. Attendance for in-person learning was solid while student engagement while attending virtually is not readily available. It has been difficult to accurately track attendance this year with so many students coming and going between virtual and in-person learning as well as those needing to quarantine. Frequent phone calls were made to students who struggled to attend virtual instruction.

	2019-20	2020-21
RMS/Catalyst	95.78%	88.63%
RHS	96.38%	95.97%

Office Disciplinary Referrals

Fewer Office Disciplinary Referrals (ODRs) occurred this year perhaps in part to students being in the hybrid model and some students being virtual.

Ripon Middle School	
2019-20	2020-21
104 students with behavior events with 11 students suspended	25 students with behavior events with 7 students suspended

Ripon High School	
2019-20	2020-21
159 behavior events for 93 students with 8 students suspended	82 behavior events for 83 students with 2 students suspended

Student Contacts


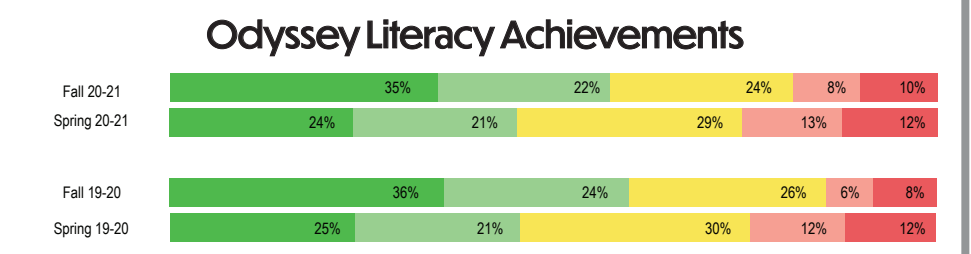
Contact made between students and the Pupil Services staff (counselors, psychologists, and behavioral interventionists) related to student social emotional, mental and/or behavioral health. Contacts do not include regularly scheduled small groups, classroom lessons, ongoing social skill instruction, college/career planning, or scheduling.

Ripon Middle School/Catalyst	
2019-20	2020-21
119 students (34%) with 310 visits	182 students (55%) with 234 visits

Ripon High School	
2019-20	2020-21
200 students (39%) with 818 visits	236 students (46%) with 630 visits

Odyssey Academy Student Learning Data

100% of students in grades 4K-1 improved in components of the ESGI (Educational Software for Guiding Instruction) benchmark assessment for reading and math from fall to winter. Achievement for Grades 3-6 on iReady Math and Literacy was similar from 19-20 to 20-21 even though the actual population changed significantly. At the secondary level, Odyssey has had an increase in the number of students taking project-based learning courses. Due to COVID, the students population at Odyssey was very transient making comparing data quite difficult between 19-20 and 20-21.



Legend: Mid On-Grade or Above (Green), Early On-Grade (Yellow), 1 Grade Below (Orange), 2 Grades Below (Red), 3+ Grades Below (Dark Red)

Webster Foundation Awards RASD Over \$7,000

- \$2,500 Catalyst updated hydroponics system and starter plant growth center
- \$1,800 Ripon Middle School Tech Ed equipment replacement
- \$500 Ripon High School classroom library updated resources
- \$1,250 RHS FBLA for Money Smart Week 2021
- \$1,000 Blossom Academy technology, lighting curriculum

New Look to Foundation's Scholarship Drive

The 2021 Ripon Education Foundation Community Scholarship Drive was held April 18-24. The goal for this year's drive was to inspire at least 131 donors to give - that's one gift in honor of every graduating student in the RHS Class of 2021. The drive was a huge success with over \$11,500 raised.

Unlike other years, students did not go door-to-door in the community but instead assisted the Foundation by writing letters to potential donors, gathering email addresses, and participating in a social media campaign designed by the Foundation. The funds raised support the Foundation's Scholarship Fund which assists Ripon students attending either two-year or four-year accredited colleges and universities. Since 1999, the foundation has awarded more than \$150,000 to Ripon students headed for colleges and technical colleges.

Odyssey Enrollment

	2019-20	2020-21
September	117	458
January	137	440

Student Contacts

Contact made between students and the Pupil Services staff (counselors, psychologists, and behavioral interventionists) related to student social emotional, mental and/or behavioral health. Contacts do not include regularly scheduled small groups, classroom lessons, ongoing social skill instruction, college/career planning, or scheduling.

Odyssey Academy	
2020-21	
69 students (16%) with 98 visits	

Ripon Students Complete State Testing

In April and May, Ripon students take the State of Wisconsin Forward Exam as required by the Department of Instruction (DPI). The Forward Exam gauges how well students are doing in relation to the Wisconsin Academic Standards. These standards outline what students should know and be able to do to be college and career ready. Students in grades 3-8 test in English Language Arts (ELA) and mathematics, Grades 4 and 8 in science and, grades 4, 8, and 10 in social studies.

While the test itself is online, students are required to take the test in-person with a school district proctor. Staff worked to make special arrangements for students learning virtually this year to complete their test(s) at our Administrative Services Center under the in-person guidance of one of their virtual teachers. Odyssey Academy staff also arranged testing sites in Merrill, Fond Du Lac, Ripon, and Pewaukee for students to meet with their teachers in-person to complete their assessments. The flexibility of families and creativity of staff has been key to completing this year's Exam.